



Shorewood Cocker News

Shorewood Cocker Rescue, Inc

www.cockerrescue.net

Summer 2011

Dental Care Matters

Dental hygiene is an important component to the general health of both man and his best friend. How many times a day do you brush your teeth? How many times a week do you brush your cocker's teeth? Did you know that the American Veterinary Medical Association (AVMA) recommends that dog

owners care for their pet's teeth just as they care for their own?

According to the American Veterinary Dental Society (AVDS), more than 80% of dogs



Healthy Teeth

develop periodontal disease by the age of three years. It is more than just an issue of bad breathe. Periodontal inflammation and infection have been linked to numerous health problems such as heart attacks, strokes, kidney and liver disease, emphysema, osteoporosis, diabetes and pregnancy outcomes. Research suggests that the cause may be bacteria and toxins entering the bloodstream.

The AVDS recommends a veterinary dental exam to establish a base line and scheduling regular checkups to monitor the progress of your dog's dental health. Additionally, the AVDS recommends an in-home dental care routine to keep your dog's teeth clean and as free from plaque and tartar as possible. Ask your vet to recommend an appropriate preventative treatment to keep your dog's teeth white.

Brushing is the most common method to keep teeth clean. Depending on the presence and severity of periodontal disease, you may be instructed to brush your cocker's teeth anywhere from

once a week to once a day. Use a tooth brush designed for a dog's mouth, a very soft brush designed for humans or one that fits on your fingertip that may be accepted more readily. Use toothpaste formulated for dogs. Most are chicken or beef flavored which will make brushing more appealing to your cocker.



Gingivitis appears prior to tartar formation.

Be sure to press the paste into the bristles to insure that your cocker just does not lick the paste off of the brush. Since dogs do not spit out the paste, do not use toothpaste formulated for humans. The fluoride will cause an upset stomach and long term use can lead to other health problems.

Introduce your cocker to the brushing routine by gently massaging the gums with your finger. The next step is to do the same with pet toothpaste on your finger. When your cocker accepts this routine, it is time to start brushing. Begin with short intervals and work up to approximately 20-30 seconds per side, upper and lower. In time, you will learn which teeth may require more extensive brushing. Remember to lavish your cocker with praise afterwards. Be patient when initiating home care, especially with older cockers.

Some dogs do resist having their teeth brushed and for those there are several products available to make cleaning easier. There are dental cleansing pads which are wiped on the gums and teeth and oral hygiene gels which are placed on the gums. Wrapping a gauze pad around your finger and



Tartar build-up

softly wiping your cocker's teeth can also work. There are anti-plaque water and food additives which are added to the water or food bowl. Consult your vet before beginning any of these regiments.

Treats and foods with a crunchy and abrasive texture, dental chews and bones will help control plaque and tartar buildup. It is wise to incorporate these into your cocker's diet.

Chew toys entertain your cocker as well as stimulate gums, helping to keep teeth clean. Look for toys specifically created to promote dental health, such as Kong dental toys.

Depending on the effectiveness of your home routine, hardened tartar may need to be removed by your veterinarian. The routine periodontal treatment of scaling and polishing involves the use of anesthesia. Adverse effects from the anesthesia is minimal in this day and age.

Be proactive, schedule a visit to your vet and begin a dental routine with your cocker if you have not already done so. Awareness and prevention of dental problems will not only increase the quality of your cocker's life, it might very well extend his or her life.



Shorewood Notes



Do you realize that the most common afflictions found in dogs are preventable? Medical care is something Shorewood takes very seriously. That is why we suggest scheduling regular wellness visits with your vet. Dental disease is on the rise and we are sending more dogs for dentals than ever before. Brushing your cockers teeth is something we strongly recommended. Clean your cockers ears regularly to prevent infections. Continue feeding high-quality premium food and do not over feed your cocker. Making your cocker obese will only increase his or her chances of developing diabetes and will shorten his or her life span. You must be the one showing restraint with food and treats, not your cocker. Remember, they are scavengers at heart and will play up to you to get what

they want. Have your cocker tested yearly for heartworm and give the preventative as instructed by your vet. Depending where you live, fleas and ticks can be an issue, especially in the warm months. There are topicals, pills and collars to treat this. The bottom line is that preventative care makes a huge difference in quality and length of life for your cocker.

According to the calendar, summer has finally arrived and you know that means that the Wigglebutt Walk is rapidly approaching. The current economic environment, in conjunction with Wisconsin's new dog laws pertaining to rescues, are having a real impact on our budget, escalating operating expenses. If you know anything about Shorewood, you know that we are committed to providing our cockers with the best medical care possible and we do not turn away the old, the infirmed or the injured. We take cockers of all needs at Shorewood. It is because of your generosity and support of this event that we have survived when so many rescues have closed their doors to animals in need. Family and friends and dogs of all kinds are welcome at the Wigglebutt Walk. The walk will once again be held at Brightondale Park in Kansasville, WI and is easily accessible from all directions. Watch for your registration form to arrive in August and check our website www.cockerrescue.net for details about the walk. We look forward to seeing you there.

Several adoption events have been scheduled for the next few months so that potential adopters may be able to meet some of our dogs. Please, understand that because our dogs live in foster homes in two states, it is logistically impossible to have all dogs at all events. In the next few months SCR will at; Petco in *Janesville, WI*. on July 16th and August 20th, Happy Dog Barkery in *Downers Grove, IL*. on July 23rd and August 27th, Pet Supplies Plus in *Oak Lawn, IL*. on August 6th, The Bark Market in *Delavan, WI*. on August 13th and Petco in *Norridge, IL*. on September 17th. More information regarding events can be found on our website, www.cockerrescue.net.

Adoption events can be very stressful on some dogs. That is why we ask that you speak to a volunteer before petting one of our dogs. Sometimes a dog is overwhelmed by all the surrounding activity and behaves in a way which is not typical. A dog can become scared and defensive in this environment. Our volunteer will be able to properly introduce you and provide some background information on the dog making it a more pleasant and meaningful experience.

Foster homes continue to be one of Shorewood's greatest needs and we are seeking new homes in Wisconsin and Northern Illinois. We are committed to placing our cockers in foster homes so that we may assess them and work with them in areas where they need help. Our foster program is the key component to successful adoptions and our ability to rescue more dogs. Please, consider opening your home to a rescue dog and fostering. Many happy wiggles will be your reward. If you are interested in becoming a foster home please contact Lynne at shorewoodcockermom@frontier.com.

Senior dogs have always been a special part Shorewood and regularly makeup approximately 25% of our rescues. Some years ago, Shorewood wanted to find a way to celebrate and honor senior dogs and one of the ways we chose to do that was by featuring seniors in an issue of the newsletter. So, after a long absence, "Celebrating Seniors" is back. We invite you to send us a photo of your senior and if you would like to, tell us something about your cocker. You can share likes, dislikes, favorite things, or a brief anecdote. Tell us how you feel about your senior. For specifics on how to participate, please, refer to the back page of the newsletter. We look forward to seeing all those marvelous seniors.

The mission of Shorewood Cocker Rescue, Inc. is to assist homeless Cockers find permanent homes with responsible, loving families. We spay or neuter all Cockers prior to placement and check references on all adopters. We make every effort to carefully match each Cocker with the right family to maximize the adoption's success." SCR is a 501(c)(3) non-profit organization.

PREVENTION Leads To Better General Health

Preventable Conditions On The Rise

Understanding that preventative care is essential to maintaining your cockers good health, you will want to learn some of the results of a newly released report from Banfield Pet Hospital, entitled "State of Pet Health".

The report is compiled from approximately 2.1 million dogs and 450,000 cats that visited Banfield Pet Hospitals, in 43 states, in calendar year 2010. It lists the top 10 most common diagnoses in dogs and cats. More importantly, it details six specific health conditions that are increasingly affecting pets and having an impact on their general health. What is most significant about these conditions, is that they are preventable.

You can keep your cocker healthy if you know the symptoms and preventative treatments of these six conditions. An appointment with your vet is required in most instances.

Dental Disease

Dental disease is the most common disease in dogs and cats affecting 78% of dogs and 68% of cats. Dental disease is on the rise 12.3% from 2006 to 2010. Dental disease includes tartar, gingivitis, periodontal disease and other conditions affecting the teeth and gums. Severe cases can lead to bacterial infections that impact internal vital organs.

Prevention: Schedule regular checkups with your vet. Brush teeth regularly, according to the recommendation from your vet. Provide appropriate bones, chews and toys to help keep teeth clean.

Shorewood: We recommend weekly brushing at the minimum and referencing the dental article contained within this newsletter for more detailed information.

Otitis Externa

The inflammation of the outer ear and ear canal is the second most common condition affecting dogs and cats. Since 2006 it has risen 9.4% in dogs and 34% in cats. This common condition can become chronic if left untreated, leading to expensive treatments and possible hearing loss and a pet that feels uncomfortable.

Prevention: Clean your dog's ears weekly, especially if you have a dog that loves to swim and spends time outdoors and those with long ears like cocker spaniels. More cleaning may be necessary for some dogs and need to be done as much as once a day.

Shorewood: We recommend the use of Blue Power Ear Cleaner to get your dog's ears in good condition and treating once a month thereafter to maintain ear health. It cannot be used if your dog has a ruptured ear drum. The recipe is as follows:

16oz. bottle Isopropyl Alcohol (70%)
4 Tablespoons Boric Acid Powder
16 drops of Gentian Violet solution 1%

Use a small bottle with a narrow tip. You do not want to put the solution into the ear too fast. Run hot water over the bottle to warm the solution before applying.

Day 1: Flood Ear. Repeat. Wipe off excess with tissue. Gentian Violet does stain so be careful where you do this. The dog will shake his and this could get messy.

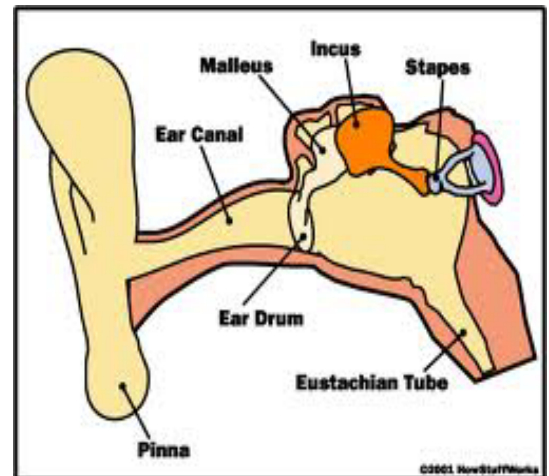
Day 2: Flood ear and massage for about one minute. Do this twice that day.

Repeat this for two weeks.

After the third day you can clean ears with a q-tip or cotton ball. Do not clean the ears too often, once or twice a week should be sufficient.

Weeks 3 and 4: Repeat the procedure once a day.

It is a good idea to treat ears once a month to keep them in good condition.



Diabetes / Obesity

Type 2 Diabetes was not in the top 10 diagnoses in the report, however, its link to obesity is well documented. Obesity was in the top five diagnoses for adult, mature adult and geriatric dogs and cats. Since 2006 Banfield Hospitals saw a 32% increase in canine diabetes and a 16% increase in feline diabetes .

Prevention: A healthy diet with proper nutritional balance and regular exercise will help with weight control.

Shorewood: We recommend feeding the average adult cocker 1 cup of dog food a day. Younger or more active dogs may need to be fed more and smaller cockers may need to be fed a little less. Many cockers gain weight easily because they will eat as much food as you give them. For this reason it is important not to overfeed your cocker.

Shorewood strongly recommends feeding a raw diet as it is the closest to the dog's natural diet. We do feed premium, high-quality dry food to the cockers in rescue. Dry dogs foods that we recommend are:

- Avoderm
- Chicken Soup For The Dog Lovers Soul
- Eagle Pack
- Fromm
- Merricks
- Natural Balance
- Natures Variety
- Nutro (Ultra Only)
- Organix
- Orijen
- Pinnacle
- Solid Gold
- Taste Of The Wild
- Wellness
- Wellness Core
- Wellness Simple Solutions

Fleas And Ticks

Fleas are the most common parasite found in dogs and cats. Flea infestation increased 16% in dogs and 12% in cats since 2006. Tick infestation has increased 6% in dogs.

Prevention: Select an EPA approved preventative treatment and administer regularly. Preventatives range from topical treatments to chewable pills, shampoos, rinses and collars. Check your dog's body for ticks when returning from a trip outdoors where ticks may have been present.

Shorewood: Since ticks are slow, sluggish movers as the look for a spot to feed, we recommend checking your dog every 6 to 12 hours. Look for feeding areas around the head, ears, in the armpits and inside the thighs. If you miss the tick as it crawls, it is likely that you will find it when it latches on to feed which is usually within 12 to 24 hours.



Wood Tick

Remove embedded tick immediately using one of the following methods. Using tweezers, remove tick slowly and gently, rocking the tick back and forth a few times. If a patch of skin comes along it is unlikely that any of the tick's head has been left behind.

Apply a glob of liquid soap to a cotton ball. Cover the tick with the soap-soaked cotton ball and swab it for a few seconds (15-20). The tick will come out on its own and be stuck to the cotton ball when you lift it away.

Clean affected area with peroxide after removing the tick or apply a dab of antiseptic cream to help prevent local infection. If you observe fatigue, stiffness, or any other unusual symptom or behavior in your dog, contact your veterinarian immediately.

Heartworm



Infected Heart

The highest occurrences of positive heartworm tests are in the southeastern states and it has been diagnosed every month in all 43 states where Banfield has a hospital. The American heartworm Society also reports positive monthly results for dogs in all 50 states.

Prevention: Have your dog tested annually and use a preventative medication year-round. A heartworm test is needed prior to receiving a prescription for the preventative.

Shorewood: If your dog is found to be heartworm free you will be instructed to give your dog a monthly prescription tablet to help prevent heartworm. It is important to use a monthly flea/tick preventative in addition to your heartworm medication unless your heartworm medication also controls fleas and ticks. Ask your vet what preventative is appropriate for your dog and DO NOT give a preventative without first having the test done.

Heartguard is monthly meat flavored chewable tablet and will protect against heartworm only.

Internal Parasites

Heartguard Plus is a monthly meat flavored chewable that also prevents against intestinal parasites like worms. This is good for those dogs that may indulge in poop or “poopsicles”.

Interceptor is a monthly tablet that will protect against heartworms and certain intestinal parasites.

Tri-Heart Plus is monthly chewable tablet that will prevent heartworm and control certain intestinal worms.

Sentinel is a monthly tablet that prevents heartworms and controls certain intestinal worms and fleas.

Revolution is a monthly topical that is applied to the skin to prevent heartworm disease and halt the flea life cycle. It also treats and control certain ticks in dogs.

Parasites can cause illness and malnutrition in pets and can be transmitted from pet to human. Hookworms and whipworms have been increasing in both dogs and cats, with an additional increase of roundworms affecting cats since 2006.

Prevention: Veterinarian care and deworming medication as needed.

Shorewood: Consult your vet as to which preventative would be the best choice for your dog.

Have you registered your cocker's microchip?



**Do you want to see your
cocker like this?**

***A few minutes can
make a big difference to
your dogs fate.***

Every year, Shorewood is contacted that one of our beloved cockers is missing from their home. In many of these cases the cocker's microchip has not been registered. We do what we can to help. We call various organizations in the vicinity of the missing dog and ask them to be on alert and we call Home Again. We also put our own volunteers and their family members on alert. There have been many instances in which Shorewood volunteers rescued a cocker a second time, by tracking the dog through neighborhoods and woods. Our volunteers are very dedicated.

We have great faith in our adopters, that they will be dedicated and responsible owners. After all, we did place one of our cockers with you. It is important that adopters register their cocker immediately following the adoption in the event that he or she does become lost.

After your adoption has been completed and Shorewood receives the signed contract, an envelope is sent to your home containing your cocker's records and the microchip registrations form. There are only a few lines to complete and it takes only a few minutes to do. You are asked to name a primary contact in the event that your dog is lost and Shorewood is already listed as the secondary contact. Even though your cocker comes chipped, it does little good if he or she is not registered. You must mail in your registration.

Shorewood is asking all adopters to be sure that your cocker is registered. You have gone through so much to adopt your cocker, surely one more step isn't too much to ask. Remember, this is for your cockers protection.

Whiskers


What are they and what is their purpose?



Vibrissae, commonly referred to as whiskers, are those long coarse widely spaced hairs that grow on your dogs muzzle. Whiskers also grow on your dogs forehead and hair above the eyes are also called whiskers, even though they are a bit shorter than those found on the muzzle.

Whiskers are the first hair that puppies grow and are more than twice as large as normal hair. The roots are embedded three times deeper than the roots of ordinary hair. The root of a whisker is set in a network of small nerves and the nerve found in the follicle make the whisker an intricate receptor of touch. This very sensitive tactile hair receives the vibrations in air currents and sends the message to the brain which allows the dog to sense the presence of a predator or object in its way. Whiskers are equated with eyelashes since they both send messages to the brain that make the dog shut its eyes when they brush up against an object. This protects their eyes from harm.

Whiskers convey all kinds of information. They serve as a navigation tool when a dog is moving through the darkness and it is difficult to see. Whiskers allow dogs feel their way in the dark and tell them about their surroundings. A dogs whiskers are also considered to be an important hunting tool, used in conjunction with their excellent sense of smell. Whiskers help dogs detect prey several feet away. Being diggers, dogs track and follow prey in their burrows. Whiskers allow dogs to know if the opening is large enough for it to get through. Some scientists speculate that whiskers are mood indicators used by dogs to subdue a frightened predator.



SENIOR SPOTLIGHT

These deserving seniors are still waiting for their forever homes.

Please consider opening your heart and home to one of these seniors. There is nothing quite like the love and gratitude of an older dog. It is a wonderful and fulfilling experience.



Suzie



Buddy

Adoption
Pending



Darcy



Logan



Isaac

Buddy and Darcy have been in rescue since 2010. Are either one of these boys the senior for you?

The 8th Annual Wigglebutt Walk

Come Join Us


Brightondale Park
Kansasville, WI

Saturday
September 10th

Registration
10 A.M.



Shorewood cordially invites you and your cocker to join us at this yearly celebration. Family and friends are also welcome. Come meet some of our adoptables and chat with foster families, volunteers and fellow cocker lovers. There will be plenty of food and a place to sit and rest, after you have perused all the tables and booths.



RAFFLE

LURE
COURSE

For more information, directions, and a list of pet friendly hotels/motels refer to the schedule of events on our website, www.cockerrescue.net.



The Wigglebutt Walk is Shorewood's only fund raising event of the year. The funds generated on this day enable Shorewood to continue operation and allow us to provide quality preventative healthcare to all our rescues and surgical procedures and rehabilitation to those cockers who require such services. Without your continued support of this event, none of this would be possible.



MUSIC

SILENT
AUCTION

If you are unable to attend the Wigglebutt Walk but would still like to help:

You can collect sponsors, complete your entry form and mail it in.

You can make a donation in your name only and mail it to: Donna Pfingsten
1100 Erie Street
Janesville, WI 53545



FOOD

BAKE
SALE

CONTESTS



A request from Shorewood Cockers



When meeting us at any rescue event, please:

- * *Understand that events can be very stressful for us.*
- * *Ask one of the volunteers to help meet us.*
- * *Remember that we do not know you.*
- * *Sudden or quick movements can startle or scare some of us.*

- * *Keep your fingers and body parts out of our crates.*
- * *Ask one of the volunteers to help meet us.*
- * *Remember that we do not know you.*
- * *Crouch down to meet us.*

- * *Do not stand or lean over us, you seem big and intimidating.*
- * *Do not smother us and put your face right into ours.*
- * *Do not grab or pull us.*

- * *Talk to our foster parents about us.*
- * *We all have different personalities, likes and dislikes.*
- * *Be patient with us and let us come to you.*
- * *We will come up to you when we are ready.*

- * *Thank you for understanding and wanting to meet us in a way that makes us feel more comfortable.*
- * *We look forward to meeting you and finding our forever homes.*

You are living with a dog if....



There is nose art on all the windows.



You walk around with plastic bags in your coat pocket.



You add a paw print to all the cards you send to family and friends.



Someone is snoring in your bed and it is not your partner.



You spell out the words car and walk.



You have a large collection of tennis balls and no rackets to be found.

Shorewood Cocker Rescue Yahoo List

Join the Shorewood Cocker Rescue List and share your views with other friends of the rescue. There will be news of Shorewood happenings, events and just plain dog talk. It will be a chance for you to share your dog stories and photos as well as exchange ideas with other cocker owners.

This list will not be open to the general public so you will need to request membership. To do so, email Elaine at elaine@cockerrescue.com We just ask that you do not stray too far off topic and not include jokes or political material unless they are dog related. We reserve the right to remove any offensive submissions and comments.

AKC Registration Ranking For Cocker Spaniels

<u>2010</u>	<u>2009</u>	<u>2005</u>	<u>2000</u>
25	23	15	14

Through the years cockers continue to be one of the most popular dogs.

PLEASE SEND US

“Celebrating Seniors” is back. Send us a photo of your beloved senior cocker, 7 years and older. We also invite you to include a short story or testimonial about your senior if you so desire. We are always interested in any photos, anecdotes or updates of your cocker that you would like to share. Please email them to us at shorewoodcockernews@gmail.com.

All submissions for the Autumn newsletter must be received by August 30th, 2011. Be sure to include your name, your cocker's name, year of adoption from Shorewood if applicable and your city/town and state. By sending us your photo or story, you give us the permission to publish it in the newsletter and post it to the website.

Board of Directors:

Elaine Baumann, *President*
Karen Allness, *Secretary*
Lynette Raether, *Events Coordinator*

Shorewood Cocker News Staff:

Jodine Nitz, *Editor*

Foster Care Coordinator:
Lynne Turnquist